

SPRING COLOUR 3 FORECAST: HANG-UP



EYES

Lightly define brows with **Lingering** Eye Brows. Create a soft highlight under brows by using 219 Pencil Brush to apply **Vapour** Eye Shadow. Use 217 Blending Brush to apply **Mink Pink** Eye Shadow over the inner and outer corners of the eyelid, and follow with a highlight of **Ricepaper** Eye Shadow through the centre, applied with 228 Mini Shader Brush. Use 217 Blending Brush to apply **Bruised Plum** Eye Shadow through the outer crease and **Quarry** Eye Shadow through the inner crease for the contour. Define the upper lashline with **Macroviolet** Fluidline. Open up eyes by applying **Fascinating** Eye Kohl through the waterline of the lower lashes. Finish the eyes by applying two to three coats of **Black X** Mascara X through both upper and lower lashes.

- Eye Brows - Lingering
- Eye Shadow - Vapour
- Eye Shadow - Mink Pink
- Eye Shadow - Ricepaper
- Eye Shadow - Bruised Plum
- Eye Shadow - Quarry
- Fluidline - Macroviolet
- Eye Kohl - Fascinating
- Mascara X - Black X






CHEEKS

Create a soft peachy glow on cheeks by using **Peaches** Sheertone Blush.

 Sheertone Blush - Peaches

LIPS

Hydrate and refine lips with a light layer of Lip Conditioner SPF 15. Define and contour the lip with **Plum** Lip Pencil. Apply **Hang-Up** Lipstick and follow with **Lavender Wind** Lipglass.

 Lip Pencil - Plum
 Lipstick - Hang-Up
 Lipglass - Lavender Wind