

SPRING COLOUR 2 FORECAST: KUMQUAT



EYES


Warm and reshape brows with **Nanogold** and **Espresso** Eye Shadows. Neutralize eyelid colour by applying Prep + Prime Eye. Use 239 Eye Shading Brush to apply **Nanogold** Eye Shadow under brows for a golden highlight. Continue to use 239 Eye Shading Brush to blend **Straw Harvest** Eye Shadow on the inner eyelid and **Perky** Eye Shadow on the outer eyelid. Use 217 Blending Brush to apply a blend of **Hot Hot Hot** and **Brown Script** Eye Shadows (outer) through the crease to contour. Define the upper lashline with **Carbon** Eye Shadow. Continue with **Carbon** Eye Shadow through the lower lashline, and follow with **Graphblack** Technakohl through the waterline to intensify the lashes. Apply two to three coats of Zoom Fast Black Lash on both upper and lower lashes.

- Eye Shadow - Nanogold
- Eye Shadow - Espresso
- Eye Shadow - Straw Harvest
- Eye Shadow - Perky
- Eye Shadow - Hot Hot Hot
- Eye Shadow - Brown Script
- Eye Shadow - Carbon
- Technakohl - Graphblack




CHEEKS


Create a soft glow on cheeks by using **Ripe Peach** Blush Ombre.


 Blush Ombre - Ripe Peach

LIPS

Hydrate and perfect lips with Prep + Prime Lip. Lightly contour lips with **Cork** Lip Pencil and apply **Colour Me Coral** Lipstick. Complete the look with **Kumquat** Lipglass.

 Lip Pencil - Cork

 Lipstick - Colour Me Coral

 Tinted Lipglass - Kumquat