

SPRING COLOUR 1 FORECAST: PHLOX



EYES


Lightly define brows by using 266 Small Angled Brush to apply **Espresso** Eye Shadow. Neutralize eyelid colour by applying Prep + Prime Eye with 242 Shader Brush. Use 242 Shader Brush to blend **Pale Pink** Crush Metal Pigment under brows for a soft highlight. Use 239 Eye Shading Brush to apply **Rosy Outlook** Eye Shadow over the eyelid and follow with **Dark Purple** Crushed Metal Pigment along the inner and outer eyelid, applied with 266 Small Angled Brush. Begin contouring by blending **Very Violet** and **Lala** Eye Shadows through the inner and outer crease with 217 Blending Brush. Continue with defining the inner and outer crease by using 239 Eye Shading Brush to apply **Dark Purple** Crushed Metal Pigment. Intensify the upper lashline by using 266 Small Angled Brush to apply and blend **Smolder** Eye Kohl. Continue to use 266 Small Angled Brush to define the lower lashline with a blend of **Smolder** and **Prunella** Eye Kohls, and follow with a highlight of **Lala** Eye Shadow through the inner corner with 219 Pencil Brush. Apply a generous coat of Zoom Fast Black Lash Mascara on both the upper and lower lashes to finish the eyes.

- Eye Shadow - Espresso
- Crush Metal Pigment - Pale Pink
- Eye Shadow - Rosy Outlook
- Crush Metal Pigment - Dark Purple
- Eye Shadow - Very Violet
- Eye Shadow - Lala
- Eye Kohl - Smolder
- Eye Kohl - Prunella




CHEEKS

Create a light flush on the cheek by using **Azalea Blossom** Blush Ombre.


 Blush Ombre - Azalea Blossom

LIPS

Hydrate and perfect lips by using Brush 316 to apply Prep + Prime Lip. Lightly define lips with **Oak** Lip Pencil. Apply **Phlox** Lipstick and follow with a highlight of **Cultureclash** Lipglass.

 Lip Pencil - Oak

 Lipstick - Phlox

 Tinted Lipglass - Cultureclash